

# How to use interprefy

## How to access via app

### (1) Download app

Access Google Play Store or App Store. Use the applicable QR code or search “interprefy” and download the app. \*Free of charge



## How to access via a web browser

### (1) Log in through a browser

If you cannot download the app, please log in via the following QR code or URL.

\*Recommended browser: Google Chrome

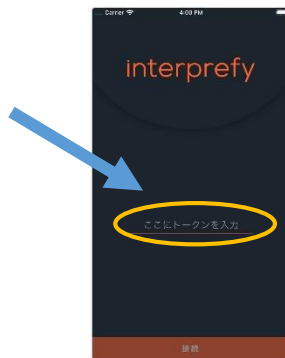
Browser login page

<https://interprefy.interpret.world/user/sign-in>



### (2) Enter the token on the login page

Token:



### (2) Enter the token on the login page

Token:



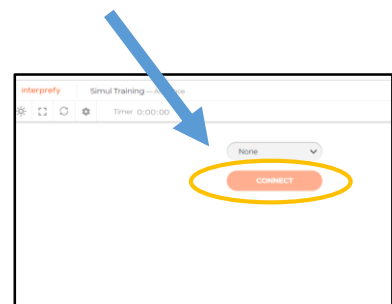
### (3) Select language

Tap a language



### (3) Select language

Select a language and click CONNECT



#### Notes:

- We do not recommend the use of Bluetooth or other wireless earphones.
- You may experience noise or disconnection in environments where your Wi-Fi or mobile phone carrier connection is not strong enough.
- Make sure that you have the latest version of the app. If you cannot hear any sound, please restart the app.

- Please download the interprefy app. If downloading is not possible, you can also access interprefy via a web browser. In that case, please use Google Chrome.



... **OK**



... **NG**

- Have two devices ready: one to participate in the online meeting and another device for interprefy to listen to the interpreter's voice.

Devices you can use: smartphones, tablets, PCs, etc.

- You will hear the interpreter's voice via interprefy.

To listen to the online meeting, please use the device connected to the meeting.

Device for the online meeting

&

Device for interprefy



You will hear the sound of the meeting via the PC

To speak to the meeting, use the PC connected to the online meeting.


You can hear the interpreter's voice via interprefy (very much like a simultaneous interpretation receiver)

**Be sure not to speak to interprefy.**

- You may not be able to use interprefy through a browser on some types of smartphones and tablets. If you wish to access interprefy with a smartphone or tablet, we recommend that you install the app.

● Please use a wired earphone when using interprefy. (We do not recommend using wireless earphones during the meeting to avoid troubles such as low battery and Bluetooth disconnection.)

If you use a speaker, instead of a wired earphone, to listen to the interpreter, your PC's microphone may pick up the interpreter's voice and send the sound to the meeting.



● Make sure to mute your online meeting microphone when you are not speaking.

This is important to avoid speaker howling that can occur when the microphone picks up the interpreter's voice.

